


## Concise instructions, extranet: „File server sales partner“

To get an extranet access for our sales partner portal, please follow these steps:

**Step 01:** Click the link shown below.

COMPANY OUR STRENGTHS INDUSTRIES PRODUCTS CAREER SERVICE



service > Extranet


### Lenord + Bauer Extranet Login

In order to view the contents of the Extranet, you must register in the entry mask with your user name and password.

No login data yet? You will receive your login data [here](#).

Have you forgotten your password? Click [here](#) and we will send you a new password.

[Login](#)



**Extranet**  
 Brigitte Ruppertsberger  
 Phone: +49 (0)208 9963-192  
[bruppertsberger@lenord.de](mailto:bruppertsberger@lenord.de)

**Step 02:** Complete the form and accept the data protection policy as well as the terms and conditions of use.

### Request access

The fields marked with "\*" are mandatory

First Name *	Last Name *
<input type="text"/>	<input type="text"/>
Company *	Customer ID (if existing)
<input type="text"/>	<input type="text"/>
Street *	
<input type="text"/>	
Postal code *	City *
<input type="text"/>	<input type="text"/>
Telephone *	
<input type="text"/>	
E-Mail *	
<input type="text"/>	
Comment	
<input type="text"/>	

I wish to register for the future use of the data portal and request admission and storage of my provided data into your portal data base. \*

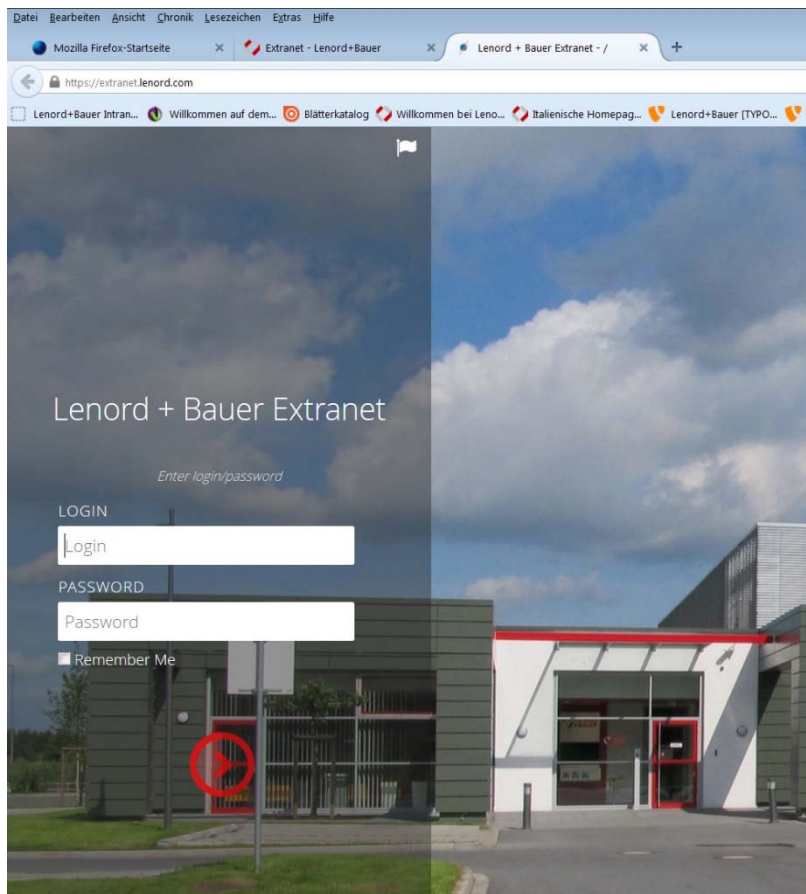
I have taken notice of the [conditions of usage of the Extranet data portal of December 2014](#), I understood and agree to these. \*

I agree, that the data as I provided within the framework of registration be compared with the list of Annex I to Regulation No. 753/2011 of the Council of the European Union, as is up-to-date on the date of data entry and in the case that any data provided by me are on this list these data can be provided to the competent governmental bodies. \*

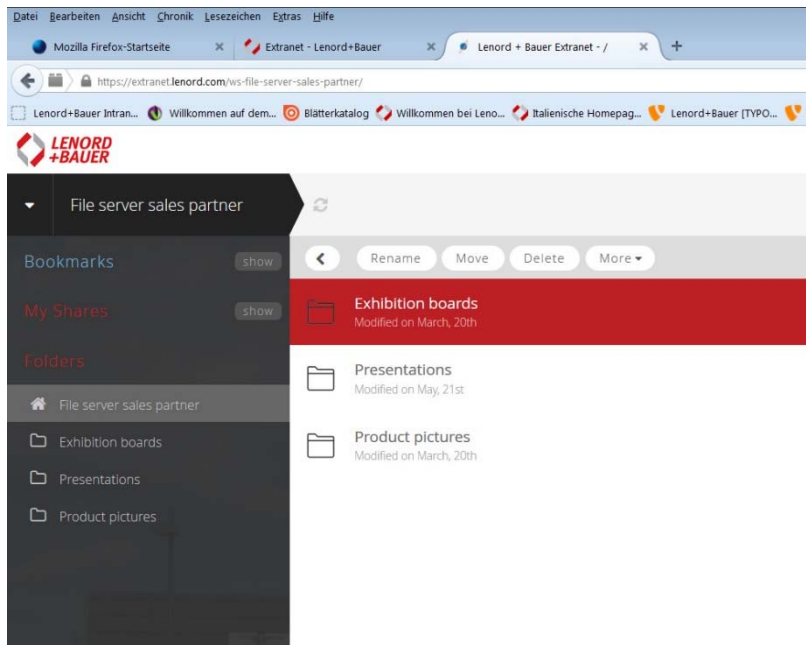
I have read the [data protection declaration](#) and accept its terms and conditions. \*

**Step 03:** Submit the form.

**Step 04:** Once Lenord + Bauer has received your request your account will be created. You will receive an e-mail with your access data from our service provider, Netzpepper. Use these data to log in.



**Step 05:** You are now in the sales partner portal.



Here you will find all the images, logos etc. we have made available.

If any information you require is missing, simply contact us at [extranetanfragen@lenord.de](mailto:extranetanfragen@lenord.de). If you should need a further account for data exchange, please contact us, as you cannot upload any documents to this portal. Thank you.